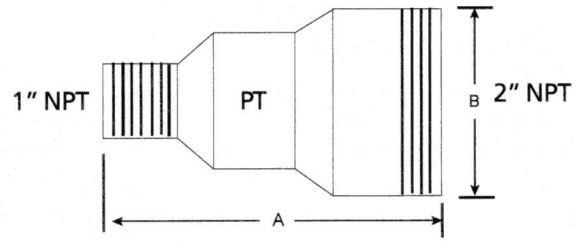
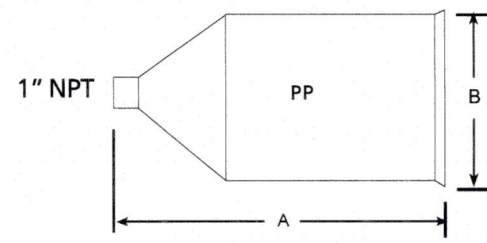
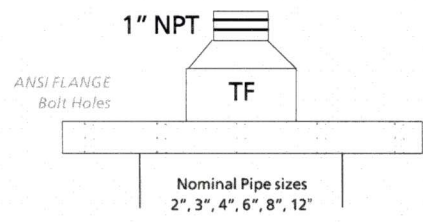
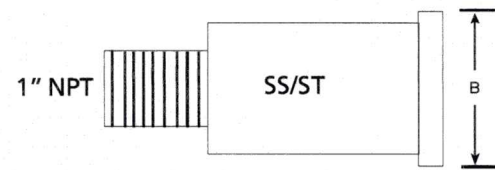
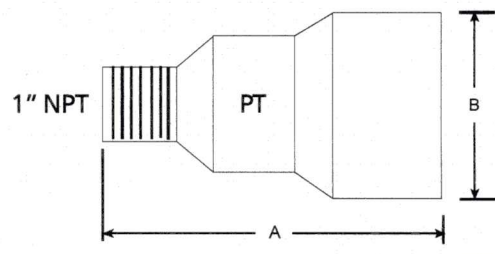


**TRANSDUCER MOUNTING DIMENSIONS**

	A	B
SC43PT	5.2" 132.1mm	2.3" 58.41mm
SC43PT2	5.2" 132.1mm	2" NPT Fitting
SC43SS & SC43ST	5.5" 139.7mm	2.5" 63.5mm
SC43TF	5.3" 134.8mm	Standard ANSI Flanges
SC22PT	6.9" 175mm	4.2" 107mm
SC22TF	7.4" 188mm	Standard ANSI Flanges
SC22ST	6.8" 172.7mm	4.7" 119.3mm
UC24PP	18.3" 463.6mm	7.12" 180.8mm
SC14PT	9.2" 233.7mm	5.5" 139.7mm



Notes: